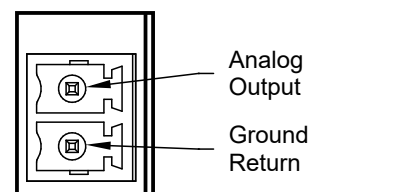
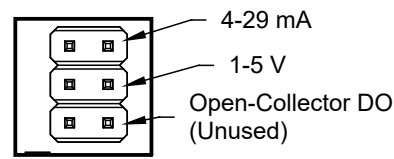


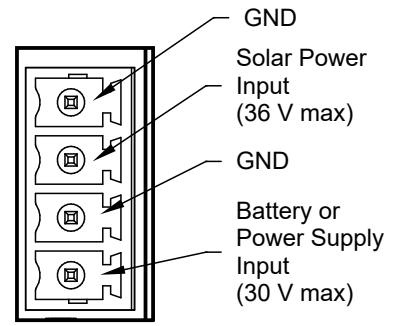
Valve Outputs are Open Collector (ACL Output is Open Collector / Drive)



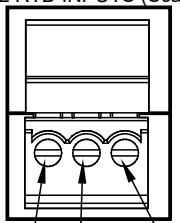
Analog Outputs are Jumper Selectable 4-20 mA or 1-5 V



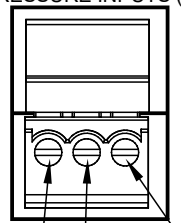
DETAIL ANALOG MODE SELECT (Scale 2:1)



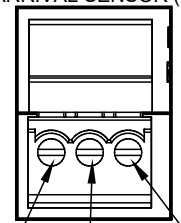
DETAIL RTD INPUTS (Scale 4:3)



DETAIL PRESSURE INPUTS (Scale 4:3)



DETAIL ARRIVAL SENSOR (Scale 4:3)



Power (+ 3.3 V)

RTD Signal

GND

Power (+ 5 V / Battery)

Signal

GND

Batter Voltage Out

Signal Input

GND

RTD Inputs are compatible with 3-wire PT-100 RTDs

Arrival Input has internal pull-up and is compatible with any open-collector sensor

Flowco Production Solutions
Apex Well Cotroller
Apex V2R4 IO Drawing V1R0
07/14/2023